

Professional Track Days

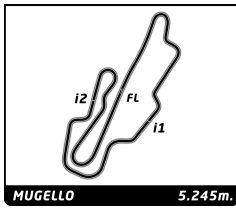
Mugello 30-31.03.2026

8th Session Group A

Sector Analysis

— Invalidated Lap ■ Personal Best ■ Session Best ■ Crossing the pit lane

Lap	Time	Sector 1	Sector 2	Sector 3	T.Sp	Elapsed	Lap	Time	Sector 1	Sector 2	Sector 3	T.Sp	Elapsed
1 COS PREMA RACING Tatuus T-421							4	1:50.971	38.408	32.596	39.967	217.4	9:51.246
1	4:02.617	2:37.760	40.299	44.558	146.5	4:02.617	5	1:50.700	38.260	32.425	40.015	218.3	11:41.946
2	2:04.195	45.677	36.607	41.911	185.2	6:06.812	6	1:51.053	38.349	32.669	40.035	218.3	13:32.999
3	1:55.678	39.853	33.980	41.845	201.0	8:02.490	7	14:53.379 B	38.454			219.6	28:26.378
4	1:50.822	38.508	32.523	39.791	217.9	9:53.312	8	2:18.670	56.574	39.142	42.954	138.3	30:45.048
5	1:50.616	38.338	32.476	39.802	219.2	11:43.928	9	1:58.720	41.655	35.742	41.323	199.9	32:43.768
6	1:50.824	38.326	32.659	39.839	219.2	13:34.752	10	1:54.114	39.616	33.948	40.550	207.9	34:37.882
7	1:50.693	38.223	32.649	39.821	219.6	15:25.445	11	1:53.681	38.559	34.540	40.582	219.2	36:31.563
8	12:59.050 B	38.190			221.4	28:24.495	12	1:51.115	38.326	32.622	40.167	220.5	38:22.678
9	2:17.039	53.835	39.859	43.345	131.8	30:41.534	13	2:02.031	44.545	35.713	41.773	220.5	40:24.709
10	1:58.726	41.828	35.609	41.289	214.0	32:40.260	14	3:35.362 B	38.594	33.312	2:23.456	217.0	44:00.071
11	1:54.449	39.764	34.006	40.679	206.7	34:34.709	15	2:40.434 B	52.830	36.594	1:11.010	152.7	46:40.505
12	1:51.039	38.486	32.705	39.848	221.4	36:25.748	16	2:46.543 B	1:04.133	36.015	1:06.395	154.2	49:27.048
13	1:51.101	38.321	32.915	39.865	221.4	38:16.849							
14	1:59.054	38.267	39.783	41.004	221.0	40:15.903							
15	1:51.161	38.461	32.779	39.921	217.4	42:07.064							
16	4:41.710 B	38.595			219.2	46:48.774							
17	2:50.046 B	53.922	40.286	1:15.838	137.6	49:38.820							
18	2:53.470 B	1:12.838	35.900	1:04.732	158.0	52:32.290							
19	1:45.833 B	1:02.174			160.4	54:18.123							
5 MR 4 MAFFI RACING Tatuus T-421													
1	3:11.566	1:39.474	45.463	46.629	124.3	3:11.566							
2	2:07.431	43.796	40.542	43.093	211.9	5:18.997							
3	2:06.387	41.183	39.247	45.957	213.2	7:25.384							
4	1:56.534	40.256	35.359	40.919	217.4	9:21.918							
5	1:56.090	39.616	35.609	40.865	219.6	11:18.008							
6	1:54.770	39.400	34.694	40.676	218.8	13:12.778							
7	1:54.474	39.515	34.362	40.597	219.2	15:07.252							
8	6:34.318 B	39.286	33.988	5:21.044	221.0	21:41.570							
9	2:09.884	50.732	37.706	41.446	159.2	23:51.454							
10	1:55.774	39.962	35.051	40.761	218.3	25:47.228							
11	1:53.962	39.275	34.300	40.387	219.2	27:41.190							
12	1:54.215	39.331	34.195	40.689	218.3	29:35.405							
13	1:53.719	39.335	34.077	40.307	217.0	31:29.124							
14	1:53.515	39.230	33.933	40.352	217.4	33:22.639							
15	1:53.374	39.012	33.887	40.475	219.6	35:16.013							
16	1:53.164	39.035	33.964	40.165	218.8	37:09.177							
17	1:53.352	39.095	33.891	40.366	222.3	39:02.529							
18	1:53.432	39.098	34.053	40.281	219.2	40:55.961							
19	2:02.467	43.033	38.183	41.251	185.8	42:58.428							
20	1:55.444	39.661	34.835	40.948	217.9	44:53.872							
21	1:54.031	39.414	34.162	40.455	217.4	46:47.903							
22	1:54.394	39.643	34.151	40.600	216.6	48:42.297							
23	1:53.948	39.416	34.028	40.504	219.2	50:36.245							
24	1:53.410	39.173	33.883	40.354	218.8	52:29.655							
25	1:53.510	39.219	33.913	40.378	219.2	54:23.165							
26	1:53.322	39.240	33.871	40.211	218.8	56:16.487							
14 MR 2 MAFFI RACING Tatuus T-421													
1	2:42.292	1:19.113	39.698	43.481	139.9	2:42.292							
2	2:00.310	41.681	35.989	42.640	206.3	4:42.602							
3	1:57.666	41.004	35.213	41.449	204.4	6:40.268							
4	1:55.178	40.076	34.127	40.975	209.9	8:35.446							
5	1:54.096	39.453	34.077	40.566	215.7	10:29.542							
6	1:54.080	39.558	33.970	40.552	217.4	12:23.622							
7	1:53.637	39.290	33.690	40.657	218.3	14:17.259							
8	1:57.236	39.800	35.764	41.672	219.6	16:14.495							
9	5:18.770 B	47.111			220.5	21:33.265							
10	2:09.507	49.682	37.664	42.161	154.9	23:42.772							
11	1:56.256	40.110	34.816	41.330	214.9	25:39.028							
12	1:56.072	39.940	35.236	40.896	217.4	27:35.100							
13	1:54.340	39.430	33.843	41.067	217.4	29:29.440							
14	1:53.721	39.612	33.602	40.507	215.3	31:23.161							
15	1:53.528	39.345	33.544	40.639	217.9	33:16.689							
16	1:53.946	39.375	33.905	40.666	218.8	35:10.635							
17	1:53.623	39.291	33.794	40.538	217.9	37:04.258							
18	1:53.410	39.294	33.558	40.558	221.0	38:57.668							
19	1:59.906	39.701	37.902	42.303	217.9	40:57.574							
20	1:53.913	39.320	33.905	40.688	217.9	42:51.487							
21	1:54.022	39.369	33.907	40.746	216.6	44:45.509							
22	1:57.663	40.809	35.652	41.202	216.1	46:43.172							
23	1:57.997	40.267	36.206	41.524	215.7	48:41.169							
24	1:58.004	40.287	36.420	41.297	214.9	50:39.173							
25	1:59.034	40.433	36.037	42.564	217.0	52:38.207							
26	2:03.437	40.404	38.231	44.802	217.9	54:41.644							
19 MAC PREMA RACING Tatuus T-421													
1	2:25.326	1:00.149	40.403	44.774	136.4	2:25.326							
2	1:59.793	42.084	36.391	41.318	207.9	4:25.119							
3	1:52.995	39.412	33.501	40.082	211.9	6:18.114							
4	1:50.810	38.523	32.599	39.688	214.9	8:08.924							
5	1:50.123	38.041	32.417	39.665	217.9	9:59.047							
6	1:49.950	38.001	32.255	39.694	218.8	11:48.997							
7	2:02.052	40.647	40.040	41.365	218.8	13:51.049							
8	14:32.276 B	38.199	35.883	...	218.8	28:23.325							
9	2:16.714	53.585	40.113	43.016	134.9	30:40.039							
10	1:57.978	41.218	35.777	40.983	212.3	32:38.017							
11	1:52.302	39.262	32.879	40.161	207.1	34:30.319							
12	1:50.238	38.149	32.508	39.581	219.2	36:20.557							



Professional Track Days

Mugello 30-31.03.2026

8th Session Group A

Sector Analysis

— Invalidated Lap

■ Personal Best

■ Session Best

■ Crossing the pit lane

Lap	Time	Sector 1	Sector 2	Sector 3	T.Spd	Elapsed
13	1:50.204	38.032	32.391	39.781	222.3	38:10.761
14	2:03.923	43.524	40.050	40.349	206.7	40:14.684
15	1:50.527	38.320	32.467	39.740	218.3	42:05.211

20 JMS20						
JENZER MOTORSPORT Tatuus T-421						
Lap	Time	Sector 1	Sector 2	Sector 3	T.Spd	Elapsed
1	2:52.335 B	1:06.113	39.735	1:06.487	141.4	2:52.335
2	1:53.598 B	1:15.142			156.9	4:45.933
3	2:37.691	1:24.642	33.097	39.952	155.5	7:23.624
4	1:54.228	38.034	35.073	41.121	220.5	9:17.852
5	1:49.712	37.960	32.177	39.575	220.5	11:07.564
6	1:49.920	38.038	32.246	39.636	221.9	12:57.484
7	1:49.943	37.961	32.374	39.608	222.3	14:47.427
8	5:44.778 B	38.067	32.354	4:34.357	222.3	20:32.205
9	2:33.139	1:17.133	36.040	39.966	157.8	23:05.344
10	1:50.629	38.106	32.677	39.846	220.1	24:55.973
11	1:50.384	38.166	32.504	39.714	221.4	26:46.357
12	1:50.754	38.131	32.742	39.881	222.3	28:37.111
13	1:54.066	39.927	34.248	39.891	217.9	30:31.177
14	1:50.462	38.191	32.543	39.728	219.2	32:21.639
15	1:51.848	38.201	33.326	40.321	217.0	34:13.487
16	1:50.507	38.157	32.628	39.722	222.8	36:03.994
17	1:50.971	38.314	32.949	39.708	221.9	37:54.965
18	1:51.266	38.226	33.030	40.010	223.7	39:46.231

21 JMS21						
JENZER MOTORSPORT Tatuus T-421						
Lap	Time	Sector 1	Sector 2	Sector 3	T.Spd	Elapsed
1	3:33.858	2:14.425	37.473	41.960	148.1	3:33.858
2	1:55.755	41.037	34.120	40.598	208.7	5:29.613
3	1:52.644	39.208	32.760	40.676	213.6	7:22.257
4	1:51.459	38.582	32.861	40.016	218.3	9:13.716
5	1:51.437	38.488	32.851	40.098	220.5	11:05.153
6	1:51.754	38.699	32.978	40.077	218.3	12:56.907
7	2:13.713	43.492	44.658	45.563	218.8	15:10.620
8	15:16.731 B	39.610			220.5	30:27.351
9	2:29.762	1:02.663	42.887	44.212	116.3	32:57.113
10	2:03.147	41.554	36.662	44.931	213.2	35:00.260
11	2:01.435	40.211	35.545	45.679	214.0	37:01.695
12	1:51.132	38.749	32.636	39.747	220.5	38:52.827
13	1:50.323	38.209	32.404	39.710	219.2	40:43.150
14	1:50.863	38.221	32.787	39.855	220.5	42:34.013
15	1:50.671	38.330	32.504	39.837	220.1	44:24.684
16	2:10.812	46.587	42.756	41.469	164.0	46:35.496

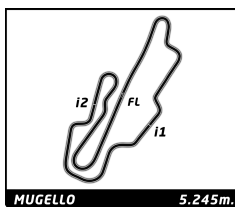
22 JMS22						
JENZER MOTORSPORT Tatuus T-421						
Lap	Time	Sector 1	Sector 2	Sector 3	T.Spd	Elapsed
1	3:32.710	2:12.717	37.934	42.059	135.2	3:32.710
2	1:55.750	41.082	33.672	40.996	198.0	5:28.460
3	1:52.276	38.825	33.148	40.303	209.9	7:20.736
4	1:50.483	38.301	32.499	39.683	217.9	9:11.219
5	1:50.195	38.242	32.357	39.596	219.6	11:01.414
6	17:49.734 B	38.041	32.931	...	220.1	28:51.148
7	2:17.171	55.356	38.719	43.096	129.9	31:08.319
8	1:57.001	41.162	34.697	41.142	200.6	33:05.320
9	1:52.278	39.121	33.101	40.056	209.5	34:57.598
10	1:50.322	38.128	32.564	39.630	220.1	36:47.920
11	1:50.085	37.924	32.474	39.687	221.9	38:38.005

Lap	Time	Sector 1	Sector 2	Sector 3	T.Spd	Elapsed
12	1:50.317	38.038	32.559	39.720	219.6	40:28.322

24 TRIDENT 24						
TRIDENT MOTORSPORT Tatuus T-421						
Lap	Time	Sector 1	Sector 2	Sector 3	T.Spd	Elapsed
1	2:33.079	1:08.206	41.320	43.553	138.3	2:33.079
2	2:02.992	42.538	36.628	43.826	191.4	4:36.071
3	1:56.984	41.438	34.495	41.051	201.7	6:33.055
4	1:54.451	39.223	34.354	40.874	214.4	8:27.506
5	1:54.884	38.848	35.518	40.518	217.4	10:22.390
6	1:54.035	39.470	34.086	40.479	221.0	12:16.425
7	1:53.136	38.854	33.996	40.286	221.4	14:09.561
8	1:53.956	39.053	33.871	41.032	223.2	16:03.517
9	5:21.368 B	39.177				21:24.885
10	2:03.386	47.693	34.702	40.991	156.9	23:28.271
11	1:53.518	39.201	33.986	40.331	218.8	25:21.789
12	6:31.750 B	43.713				219.2
13	2:24.167	57.322	42.447	44.398	142.3	34:17.706
14	2:02.252	43.666	37.068	41.518	202.5	36:19.958
15	2:04.216	41.191	38.299	44.726	203.6	38:24.174
16	1:55.037	40.608	34.081	40.348	223.2	40:19.211
17	1:52.006	38.643	33.150	40.213	220.5	42:11.217
18	1:52.066	38.653	33.128	40.285	218.8	44:03.283
19	1:53.115	38.952	33.476	40.687	217.9	45:56.398
20	1:56.053	38.604			216.6	47:52.451

25 JMS25						
JENZER MOTORSPORT Tatuus T-421						
Lap	Time	Sector 1	Sector 2	Sector 3	T.Spd	Elapsed
1	3:56.296 B	1:57.175	44.697	1:14.424	133.9	3:56.296
2	5:57.105 B	1:01.704	36.702	4:18.699	153.6	9:53.401
3	2:13.806	1:00.378	33.412	40.016	155.1	12:07.207
4	1:51.237	38.412	32.848	39.977	217.9	13:58.444
5	1:50.788	38.263	32.601	39.924	216.1	15:49.232
6	5:00.480 B	39.053				220.1
7	2:16.203	1:02.892	33.188	40.123	157.1	23:05.915
8	1:51.215	38.320	32.915	39.980	221.4	24:57.130
9	1:53.841	38.160	35.754	39.927	221.0	26:50.971
10	1:50.970	38.299	32.722	39.949	218.3	28:41.941
11	1:56.928	38.820	37.158	40.950	213.6	30:38.869
12	1:51.471	38.651	32.801	40.019	217.4	32:30.340
13	1:52.092	38.733	33.051	40.308	213.6	34:22.432
14	1:51.716	38.584	33.204	39.928	216.6	36:14.148
15	1:51.398	38.426	32.782	40.190	217.4	38:05.546
16	1:51.503	38.593	32.846	40.064	217.9	39:57.049
17	1:51.925	38.810	33.117	39.998	215.7	41:48.974
18	1:52.015	38.745	33.128	40.142	214.9	43:40.989
19	1:52.304	38.836	33.168	40.300	217.0	45:33.293
20	1:52.931	38.950	33.382	40.599	213.6	47:26.224

27 BON						
PREMA RACING Tatuus T-421						
Lap	Time	Sector 1	Sector 2	Sector 3	T.Spd	Elapsed
1	4:05.294	2:42.346	39.919	43.029	137.6	4:05.294
2	1:58.694	41.742	35.758	41.194	207.9	6:03.988
3	1:53.848	39.644	34.001	40.203	207.1	7:57.836
4	1:50.094	38.176	32.282	39.636	215.7	9:47.930
5	1:50.023	37.955	32.292	39.776	217.4	11:37.953
6	2:00.834	40.348	39.412	41.074	218.8	13:38.787
7	1:50.552	38.256	32.487	39.809	220.1	15:29.339



Professional Track Days

Mugello 30-31.03.2026

8th Session Group A

Sector Analysis

— Invalidated Lap ■ Personal Best ■ Session Best ■ Crossing the pit lane

Lap	Time	Sector 1	Sector 2	Sector 3	T.Spd	Elapsed	Lap	Time	Sector 1	Sector 2	Sector 3	T.Spd	Elapsed
8	14:22.129 B	38.375			221.0	29:51.468	11	1:56.471	40.719	34.767	40.985	201.0	33:05.777
9	2:16.236	54.619	39.213	42.404	140.1	32:07.704	12	1:52.655	39.197	33.389	40.069	209.5	34:58.432
10	1:56.795	40.682	35.123	40.990	203.6	34:04.499	13	1:50.846	38.145	32.987	39.714	222.3	36:49.278
11	1:53.873	39.556	33.981	40.336	206.7	35:58.372	14	1:51.177	38.056	33.238	39.883	223.2	38:40.455
12	1:52.429	38.047	34.103	40.279	219.2	37:50.801	15	1:51.330	38.270	33.249	39.811	220.1	40:31.785
13	1:50.002	38.025	32.390	39.587	221.4	39:40.803	16	2:00.748	38.429	35.310	47.009	219.6	42:32.533
14	1:50.216	38.149	32.408	39.659	217.4	41:31.019	17	1:55.532	41.255	34.038	40.239	162.3	44:28.065
15	1:56.805	40.954	35.284	40.567	218.8	43:27.824	18	1:53.619	38.910	34.188	40.521	218.8	46:21.684
							19	1:52.772	38.804	33.766	40.202	220.1	48:14.456

28 CRAM 2		CRAM MOTORSPORT Tatuus T-421					
1	2:27.731	1:02.555	40.059	45.117	139.6	2:27.731	
2	2:00.054	41.747	36.555	41.752	210.3	4:27.785	
3	1:54.375	39.647	33.463	41.265	213.6	6:22.160	
4	1:50.272	38.202	32.449	39.621	215.7	8:12.432	
5	1:50.922	38.078	32.641	40.203	218.8	10:03.354	
6	1:50.033	37.971	32.380	39.682	218.3	11:53.387	
7	16:34.309 B	38.125	33.815	...	218.8	28:27.696	
8	2:18.569	56.290	39.335	42.944	141.6	30:46.265	
9	1:58.221	41.101	36.198	40.922	213.6	32:44.486	
10	1:54.765	39.738	33.766	41.261	211.1	34:39.251	
11	1:50.281	37.970	32.649	39.662	219.6	36:29.532	
12	1:50.091	37.848	32.560	39.683	221.4	38:19.623	
13	1:50.696	37.776	33.101	39.819	221.0	40:10.319	
14	1:50.861	38.076	32.889	39.896	217.9	42:01.180	
15	1:50.520	38.089	32.762	39.669	217.4	43:51.700	
16	1:50.832	38.074	32.813	39.945	220.1	45:42.532	

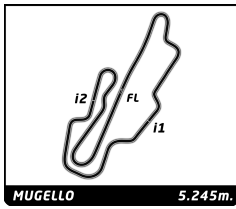
53 LIM		VAN AMERSFOORT RACING Tatuus T-421					
1	2:26.988	1:00.750	41.132	45.106	143.1	2:26.988	
2	1:59.945	41.936	36.478	41.531	207.9	4:26.933	
3	1:53.862	39.933	33.154	40.775	211.5	6:20.795	
4	1:50.871	38.602	32.502	39.767	217.9	8:11.666	
5	1:50.496	38.352	32.403	39.741	219.2	10:02.162	
6	1:50.552	38.218	32.536	39.798	218.3	11:52.714	
7	16:28.224 B	38.476			217.9	28:20.938	
8	2:20.249	55.042	41.762	43.445	142.7	30:41.187	
9	1:59.631	42.095	36.264	41.272	212.3	32:40.818	
10	1:54.643	40.049	33.923	40.671	211.1	34:35.461	
11	1:50.872	38.742	32.550	39.580	220.5	36:26.333	
12	1:57.333	38.365	37.152	41.816	223.2	38:23.666	
13	1:53.282	38.503	33.974	40.805	221.4	40:16.948	
14	1:50.828	38.557	32.450	39.821	220.1	42:07.776	

56 JMS56		JENZER MOTORSPORT Tatuus T-421					
1	2:32.259	1:07.656	40.255	44.348	153.8	2:32.259	
2	2:02.754	44.857	35.671	42.226	197.7	4:35.013	
3	1:55.074	40.678	34.141	40.255	176.2	6:30.087	
4	1:52.879	38.722	33.873	40.284	218.3	8:22.966	
5	1:51.415	38.384	33.153	39.878	220.1	10:14.381	
6	1:53.239	38.527	34.068	40.644	219.6	12:07.620	
7	1:51.410	38.338	33.369	39.703	223.2	13:59.030	
8	1:50.878	38.145	33.253	39.480	225.6	15:49.908	
9	13:03.689 B	38.725			226.5	28:53.597	
10	2:15.709	54.334	38.837	42.538	140.5	31:09.306	

69 ZHE		PREMA RACING Tatuus T-421					
1	2:31.901	1:06.901	40.558	44.442	133.7	2:31.901	
2	2:00.384	42.192	36.283	41.909	193.8	4:32.285	
3	1:54.153	40.143	33.766	40.244	209.1	6:26.438	
4	1:51.434	38.641	33.021	39.772	215.7	8:17.872	
5	1:50.743	38.339	32.653	39.751	220.5	10:08.615	
6	2:05.847	38.497	42.000	45.350	219.6	12:14.462	
7	1:50.927	38.542	32.638	39.747	217.9	14:05.389	
8	15:14.787 B	38.308	35.488	...	221.0	29:20.176	
9	2:24.782	57.152	43.352	44.278	135.7	31:44.958	
10	1:59.654	42.893	35.725	41.036	181.5	33:44.612	
11	1:54.910	39.715	33.241	41.954	208.7	35:39.522	
12	1:50.821	38.427	32.710	39.684	218.8	37:30.343	
13	1:50.512	38.178	32.461	39.873	225.1	39:20.855	
14	1:57.090	38.754	37.793	40.543	219.2	41:17.945	
15	1:51.114	38.488	32.687	39.939	219.2	43:09.059	
16	3:57.107 B	38.597			219.2	47:06.166	
17	2:41.924 B	52.736	39.424	1:09.764	148.9	49:48.090	
18	3:07.500 B	1:28.664	34.759	1:04.077	157.3	52:55.590	

87 BEA		VAN AMERSFOORT RACING Tatuus T-421					
1	2:26.218	1:00.220	41.147	44.851	139.4	2:26.218	
2	1:59.979	42.096	36.359	41.524	207.9	4:26.197	
3	1:53.892	39.955	33.065	40.872	209.9	6:20.089	
4	1:50.073	38.153	32.370	39.550	217.0	8:10.162	
5	1:49.761	38.039	32.338	39.384	221.0	9:59.923	
6	2:05.795	37.972	33.209	54.614	221.4	12:05.718	
7	2:15.705 B	38.585	36.051	1:01.069	217.9	14:21.423	
8	13:58.211 B					28:19.634	
9	2:20.006	55.506	41.001	43.499	144.6	30:39.640	
10	1:59.845	42.427	36.198	41.220	213.2	32:39.485	
11	1:54.197	39.990	33.676	40.531	209.9	34:33.682	
12	1:50.235	38.235	32.484	39.516	220.5	36:23.917	
13	1:54.638	38.239	35.508	40.891	222.3	38:18.555	
14	6:41.535 B	41.614			222.3	45:00.090	
15	2:05.715	48.886	35.045	41.784	145.9	47:05.805	
16	1:54.001	38.801	35.141	40.059	217.9	48:59.806	
17	1:50.839	38.419	32.641	39.779	217.4	50:50.645	

98 DCC		PREMA RACING Tatuus T-421					
1	3:53.842	2:34.228	37.291	42.323	150.4	3:53.842	
2	1:58.198	41.992	34.927	41.279	199.1	5:52.040	
3	1:54.482	40.471	33.649	40.362	195.9	7:46.522	
4	1:50.390	38.333	32.357	39.700	218.8	9:36.912	



Professional Track Days

Mugello 30-31.03.2026

8th Session Group A

Sector Analysis

— Invalidated Lap

■ Personal Best

■ Session Best

■ Crossing the pit lane

Lap	Time	Sector 1	Sector 2	Sector 3	T.Spd	Elapsed	Lap	Time	Sector 1	Sector 2	Sector 3	T.Spd	Elapsed
5	1:49.924	37.964	32.187	39.773	219.6	11:26.836							
6	1:49.911	37.990	32.282	39.639	220.1	13:16.747							
7	2:00.834	44.328	36.332	40.174	221.4	15:17.581							
8	17:43.792 B	38.107	33.691	...	222.8	33:01.373							
9	2:15.443	54.913	37.730	42.800	151.0	35:16.816							
10	1:59.298	42.996	34.987	41.315	168.6	37:16.114							
11	1:55.351	39.955	33.741	41.655	207.9	39:11.465							
12	1:50.546	38.323	32.492	39.731	220.5	41:02.011							
13	1:53.902	38.210	33.810	41.882	218.8	42:55.913							
14	1:50.532	38.401	32.393	39.738	219.2	44:46.445							
99 MPA 1 MPA - MOTORSPORT PERFORMANCE Tatuus T-421							921 MR 3 MAFFI RACING Tatuus T-421						
1	2:35.621	1:12.061	39.879	43.681	128.2	2:35.621	1	15:24.224	...	38.960	42.725	113.4	15:24.224
2	2:01.005	42.188	37.432	41.385	213.6	4:36.626	2	6:19.584 B	41.984	38.794	4:58.806	200.6	21:43.808
3	1:57.702	41.808	35.074	40.820	191.7	6:34.328	3	2:03.414	47.780	34.835	40.799	156.2	23:47.222
4	1:53.712	39.324	33.874	40.514	214.9	8:28.040	4	1:53.056	39.242	33.592	40.222	215.7	25:40.278
5	1:54.084	39.152	34.437	40.495	221.0	10:22.124	5	1:52.822	38.978	33.678	40.166	221.9	27:33.100
6	1:53.669	39.243	34.065	40.361	217.9	12:15.793	6	1:52.647	38.841	33.588	40.218	219.2	29:25.747
7	1:53.450	39.131	33.956	40.363	218.8	14:09.243	7	1:52.902	39.102	33.768	40.032	217.0	31:18.649
8	1:53.248	38.989	33.876	40.383	219.2	16:02.491	8	1:52.874	38.808	33.424	40.642	219.2	33:11.523
9	7:43.282 B	39.046			219.6	23:45.773	9	1:52.885	39.087	33.543	40.255	221.0	35:04.408
10	2:06.730	50.142	35.662	40.926	129.7	25:52.503	10	1:52.503	38.749	33.751	40.003	221.4	36:56.911
11	1:55.081	39.625	34.629	40.827	217.9	27:47.584	11	1:52.421	38.764	33.567	40.090	221.4	38:49.332
12	1:54.209	39.215	33.761	41.233	216.6	29:41.793	12	1:53.111	38.960	33.791	40.360	218.3	40:42.443
13	1:54.313	39.360	34.453	40.500	214.9	31:36.106	924 JMS24 JENZER MOTORSPORT Tatuus T-421						
14	2:00.870			40.804	216.6	33:36.976	1	3:40.775	2:18.800	39.426	42.549	141.2	3:40.775
15	1:53.518	39.067	33.944	40.507	217.9	35:30.494	2	1:57.310	40.793	35.581	40.936	210.7	5:38.085
16	1:53.145	39.210	33.632	40.303	218.8	37:23.639	3	1:54.816	39.945	34.373	40.498	209.1	7:32.901
17	1:54.172	39.132	34.330	40.710	220.5	39:17.811	4	1:51.686	38.942	32.841	39.903	217.9	9:24.587
907 MR 1 MAFFI RACING Tatuus T-421							5	1:51.359	38.380	33.018	39.961	221.4	11:15.946
1	2:37.688	1:14.975	39.521	43.192	133.9	2:37.688	6	1:51.276	38.273	33.118	39.885	219.6	13:07.222
2	1:57.816	41.733	35.016	41.067	203.2	4:35.504	7	2:07.350	46.735	39.848	40.767	219.6	15:14.572
3	1:53.620	39.406	33.569	40.645	217.9	6:29.124	8	21:46.453 B	38.418			220.5	37:01.025
4	1:54.561	39.293	33.647	41.621	214.4	8:23.685	9	2:20.796	56.366	39.810	44.620	121.5	39:21.821
5	1:52.538	39.091	33.361	40.086	220.1	10:16.223	10	1:58.777	41.107	36.578	41.092	208.7	41:20.598
6	1:52.913	39.206	33.447	40.260	218.3	12:09.136	11	1:54.733	40.039	34.176	40.518	211.5	43:15.331
7	10:15.866 B	39.067			218.8	22:25.002	12	1:51.496	38.790	32.764	39.942	217.9	45:06.827
8	2:21.196	57.877	40.102	43.217	118.9	24:46.198	13	1:56.682	38.766	37.798	40.118	217.9	47:03.509
9	1:56.655	40.985	35.107	40.563	207.1	26:42.853	14	1:57.470	39.158	37.154	41.158	217.0	49:00.979
10	1:55.286	38.631	32.720	43.935	217.0	28:38.139	15	1:51.189	38.639	32.704	39.846	217.9	50:52.168
11	1:54.333	39.094	34.832	40.407	216.6	30:32.472	16	1:51.107	38.360	32.885	39.862	219.6	52:43.275
12	1:49.891	38.100	32.315	39.476	218.8	32:22.363	17	1:56.896	38.391	34.692	43.813	220.5	54:40.171
13	1:50.937	37.880	32.977	40.080	217.9	34:13.300							
14	2:03.306	44.405	38.221	40.680	218.3	36:16.606							
15	1:49.991	38.255	32.280	39.456	219.2	38:06.597							
16	1:55.537	38.204	36.095	41.238	221.9	40:02.134							
17	1:50.305	38.145	32.495	39.665	217.4	41:52.439							
18	1:50.774	38.222	32.848	39.704	218.3	43:43.213							
19	1:50.774	38.043	32.954	39.777	219.6	45:33.987							
20	1:51.514	38.539	33.221	39.754	219.2	47:25.501							
21	1:50.730	38.309	32.549	39.872	214.4	49:16.231							
22	1:50.710	38.328	32.524	39.858	217.4	51:06.941							
23	1:50.509	38.260	32.496	39.753	217.9	52:57.450							
24	1:50.662	38.277	32.577	39.808	218.8	54:48.112							